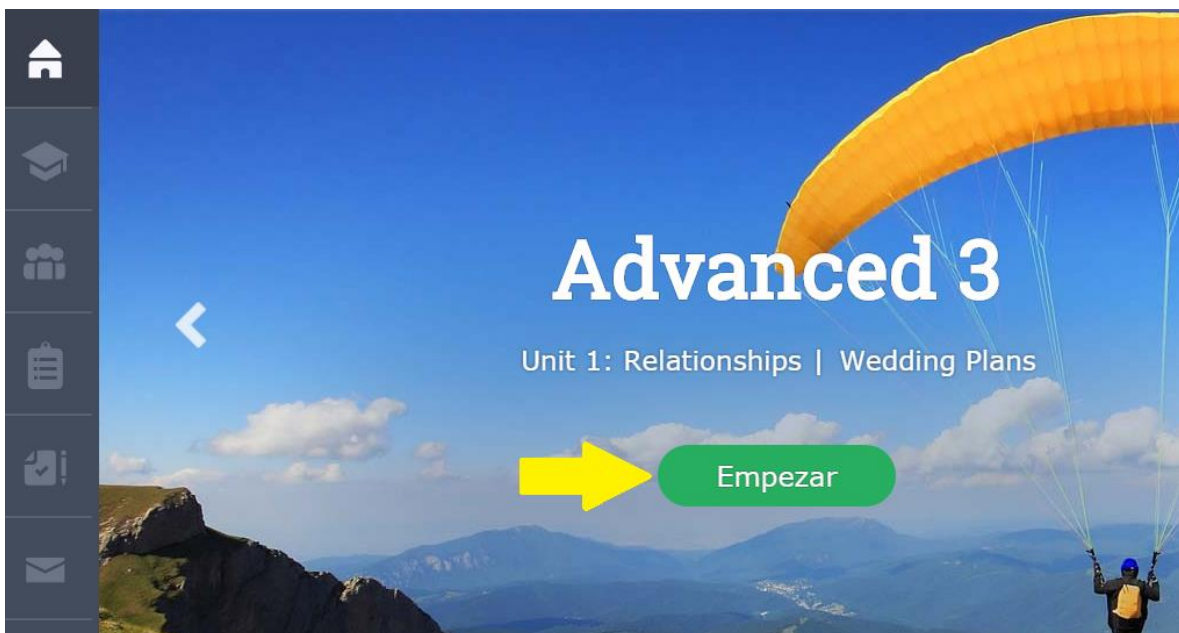


SÁCALE PROVECHO A LA SECCIÓN EXPLORA DE TU CURSO ENGLISH DISCOVERIES

Cuando desarrollas las actividades de las unidades puedes ver que en cada actividad hay tres secciones: **EXPLORA, PRÁCTICA y PRUEBA, o PREPARA, EXPLORA y PRÁCTICA**, dependiendo del nivel que tengas asignado. Es posible que quieras realizar la prueba o la práctica lo antes posible y pases por alto la sección **EXPLORA**.

Antes de eso conviene que conozcas y aproveches todas las alternativas que te brinda EXPLORA. Aquí te mostraremos cómo trabajar en esta sección para que le saques el mejor provecho.

Una vez ingreses a la plataforma, entra al curso asignado dando clic en Empezar o Continuar.



Empieza a trabajar en la primera sección. Si tu curso es First Discoveries, entonces empezarás por PREPARA y luego pasarás a EXPLORA. Si tu curso es un Básico, Intermedio o Avanzado, empezarás por EXPLORA.



En las secciones donde haya un video o un segmento de audio, empieza por escucharlo solamente para que trates de entender el diálogo o el mensaje sin leer el texto. Luego, da clic en **VER GUIÓN**.

Unit 1: Relationships | Wedding Plans

1. Explora 2 3



Ver guión



Una vez hagas clic en **VER GUIÓN**, se desplegará el texto del audio. Así podrás leerlo mientras lo escuchas.

Unit 1: Relationships | Wedding Plans

1. Explora 2 3



Luke: **Hi Honey!** Look I picked up the invitations from the printers!

Elly: Great - let's see. Perfect. That's exactly the shade of white I wanted.

Luke: Great - I didn't know there could be different shades of white...but that's great. I'm happy if you're happy.

Elly: So, are you ready to go over our list?

Luke: Sure - it's been a while since we've looked at the wedding list.

Elly: So, that's invitations - done. How about your tuxedo?

Luke: It's been taken care of. I went down the shop, had a fitting and paid the deposit.

Si no entiendes una palabra, pon el cursor sobre esa palabra y da clic derecho del ratón. Allí aparecerá el diccionario mostrándote el significado de esa palabra, su correspondiente en español, un ejemplo y también la pronunciación.

Luke: Hi Honey! Look I picked up the invitations from the printers!

Elly: Great - let's see. Perfect. **That's exactly the shade of white I wanted.**

Luke: Great - I didn't know there could be different shades of white. I'm happy if you're happy.

Elly: So, are you ready to go over our list?

Luke: Sure - it's been a while since we've looked at the list.

Elly: So, that's invitations - done. How about your tuxedo?

Luke: It's been taken care of. I went down the shop, had it altered and made a deposit.

Elly: Great! What about the cake?

Luke: Also sorted! Fortunately I had some time this morning to go to the bakery and pay for the cake.

Elly: Well done Luke! That's the invitations, tuxedo and cake - done. I just leaves the DJ and the caterer. Did you send the menu? It's essential that he gets it this week.

Luke: Yes I did. Now, I had an idea about the DJ. I thought I'd get a DJ for us.

Dictionary ✕

shade 🔍

English/Spanish ▾

shade

shade (n)

1. sombra
(no plural) protection from the sun

It's cooler in the shade of the tree. shades (plural; Brit sunglasses).

Otra forma de acceder al **DICCIONARIO** es dando clic al ícono de libro que aparece en la parte superior derecha de la pantalla.

Wedding Plans ▾ | 📖 | ?

2 3

Luke: Hi Honey! Look I picked up the invitations from the printers!

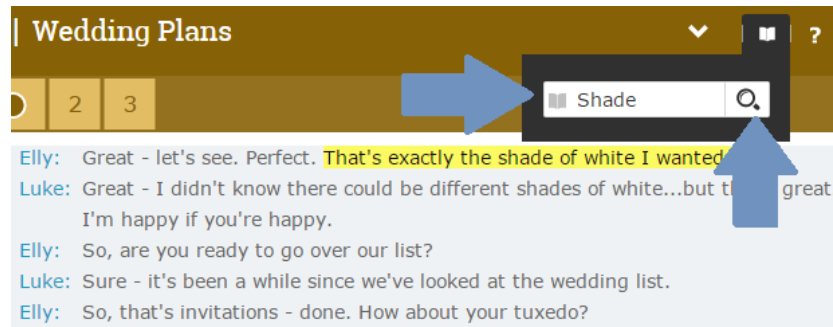
Elly: Great - let's see. Perfect. **That's exactly the shade of white I wanted.**

Luke: Great - I didn't know there could be different shades of white...but that's great. I'm happy if you're happy.

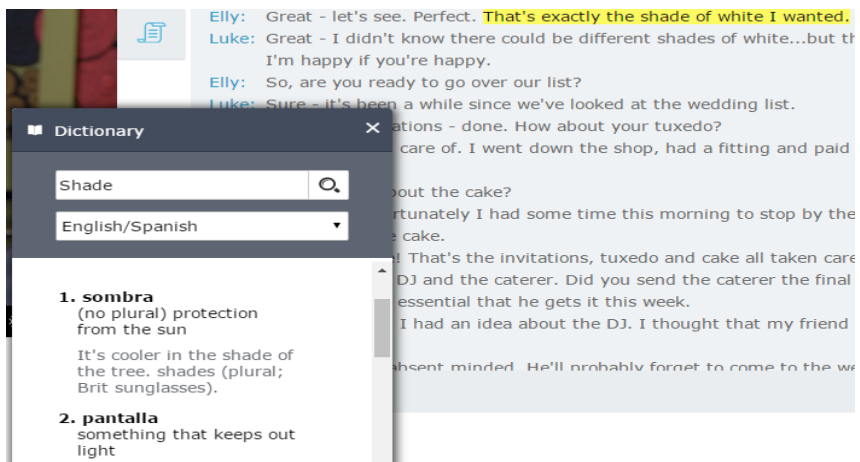
Elly: So, are you ready to go over our list?

Luke: Sure - it's been a while since we've looked at the wedding list.

Cuando des clic, aparecerá el espacio para que escribas la palabra que necesitas y das clic en Buscar.



Se mostrará una pantalla con el diccionario donde verás la palabra, su significado y el término en español, así como la pronunciación y un ejemplo.



Puedes escuchar o practicar la pronunciación de un fragmento dando clic izquierdo con el ratón sobre el fragmento que deseas practicar. Al seleccionar un fragmento, tendrás las opciones de **ESCUCHAR FRAGMENTO**, **VER TRADUCCIÓN** y **GRABARTE**.

Luke: Hi Honey! Look I picked up the invitations from the printers!

Elly: Great - let's see. Perfect. **That's exactly the shade of white I wanted.**

Luke: Great - I didn't know there could be different shades of white...but that's great. I'm happy if you're happy.

Elly: So, are you ready to go over our list?

Luke: Sure - it's been a while since we've looked at the wedding list.

Elly: So, that's invitations - done. How about your tuxedo?

Luke: It's been taken care of. I went down the shop, had a fitting and paid the deposit.

Elly: Great! What about the cake?

Luke: Also sorted! Fortunately I had some time this morning to stop by the bakery and pay for the cake.

Escuchar un fragmento Ver traducción Grábate

Selecciona la opción **ESCUCHAR UN FRAGMENTO** cuando desees practicar la forma de pronunciar una palabra dentro de un contexto o para familiarizarte con la entonación y el ritmo de una oración, frase o contracciones.

Unit 1: Relationships | Wedding Plans

1. Explora 2 3



Luke: Hi Honey! **Look I picked up the invitations from the printers!**

Elly: Great - let's see. Perfect. That's exactly the shade of white I wanted.

Luke: Great - I didn't know there could be different shades of white...but that's great. I'm happy if you're happy.

Elly: So, are you ready to go over our list?

Luke: Sure - it's been a while since we've looked at the wedding list.

Elly: So, that's invitations - done. How about your tuxedo?

Luke: It's been taken care of. I went down the shop, had a fitting and paid the deposit.

Elly: Great! What about the cake?

Luke: Also sorted! Fortunately I had some time this morning to stop by the bakery and pay for the cake.

Si quieres conocer la traducción de un fragmento, da clic en **VER TRADUCCIÓN**. Esto te ayudará a conocer más significados de las palabras dentro de un contexto específico, así como expresiones idiomáticas.



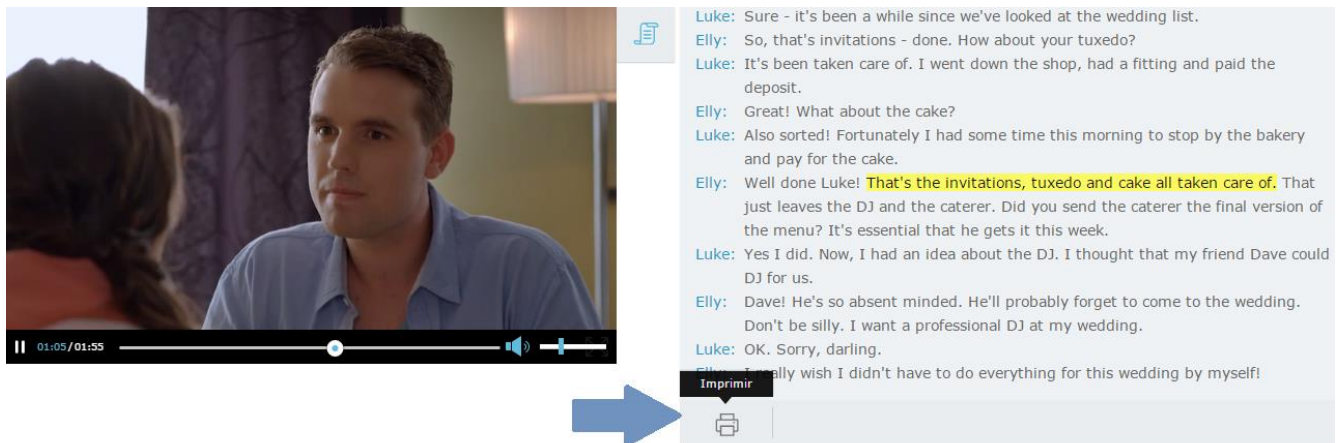
The screenshot shows a video player interface. On the left is a video frame of a woman with a play button overlay. On the right is a transcript with alternating speaker names: Luke and Elly. A dark grey translation box is overlaid on the transcript, showing the Spanish translation of a line from Luke. The text in the translation box is: "Traducción Entoces lo de las invitaciones, el esmoquin y el ponqué está bajo control." The transcript text behind it is partially visible: "Luke: Hi Honey! Look I picked up the invitations from the printers! Elly: Great - let's see. Perfect. That's exactly the shade of white I wanted. Luke: Great - I didn't know there could be different shades of white...but that's I'm happy if you're happy. Elly: So, are you ready to go over our list? Luke: Sure - it's been a while since we've looked at the wedding list. Elly: So, that's invitations - done. How about your tuxedo? Luke: It's been taken care of. I went down the shop, had a fitting and paid the deposit. Elly: Great! What about the cake? ...ne time this morning to stop by the baki ...ions, tuxedo and cake all taken care of."

Una vez hayas usado estas opciones, da clic en **GRÁBATE** para que escuches cómo está tu pronunciación. Primero escucha el fragmento y luego haz la grabación. Escucha cómo grabaste y vuelve a hacerlo las veces necesarias hasta que la pronunciación sea similar a la del audio. Existe allí también la opción de enviar tu grabación a tu tutor. Escoge la grabación que quieras mandar y da clic en "Enviar".



That's the invitations, tuxedo and cake all taken care of.

Otra opción que te brinda EXPLORA es que puedes **IMPRIMIR** todo el texto en caso de que quieras tomar notas o repasar el texto sin estar frente al computador. Para ello da clic en el ícono de impresora que aparece en la parte inferior de la pantalla.



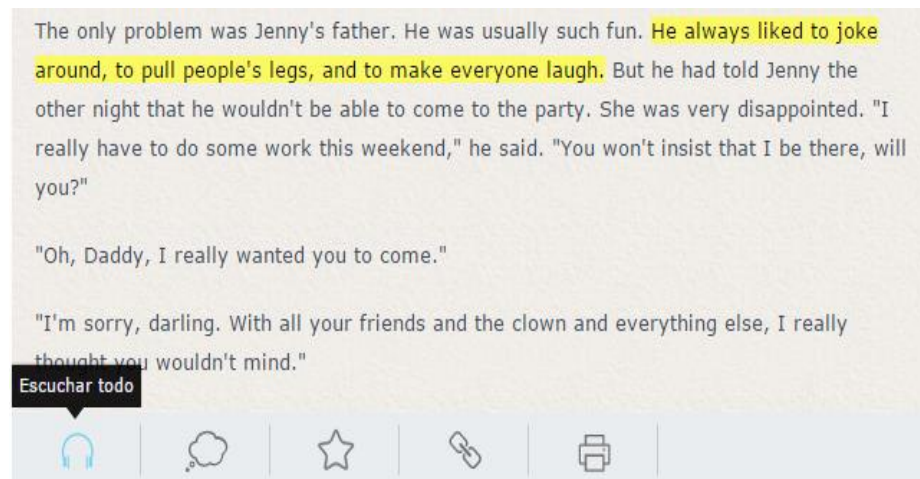
The screenshot shows a video player on the left with a video of a man and a woman. On the right, there is a transcript of their conversation. The transcript includes the following text:

Luke: Sure - it's been a while since we've looked at the wedding list.
Elly: So, that's invitations - done. How about your tuxedo?
Luke: It's been taken care of. I went down the shop, had a fitting and paid the deposit.
Elly: Great! What about the cake?
Luke: Also sorted! Fortunately I had some time this morning to stop by the bakery and pay for the cake.
Elly: Well done Luke! That's the invitations, tuxedo and cake all taken care of. That just leaves the DJ and the caterer. Did you send the caterer the final version of the menu? It's essential that he gets it this week.
Luke: Yes I did. Now, I had an idea about the DJ. I thought that my friend Dave could DJ for us.
Elly: Dave! He's so absent minded. He'll probably forget to come to the wedding. Don't be silly. I want a professional DJ at my wedding.
Luke: OK. Sorry, darling.
Elly: I really wish I didn't have to do everything for this wedding by myself!

A blue arrow points to the 'Imprimir' button in the bottom right corner of the transcript area.

En los componentes donde haya lecturas, el objetivo de la parte de EXLORA es entender el texto lo mejor posible antes de seguir a la siguiente sección. Para esto, es recomendable leer primero el texto sin ninguna ayuda y luego sí usar las siguientes opciones:

Escuchar todo: Puedes escuchar todo el texto. El programa irá señalando el fragmento que vas escuchando a medida que avanza la lectura.



The screenshot shows a text player interface with a paragraph of text. The text is: "The only problem was Jenny's father. He was usually such fun. He always liked to joke around, to pull people's legs, and to make everyone laugh. But he had told Jenny the other night that he wouldn't be able to come to the party. She was very disappointed. "I really have to do some work this weekend," he said. "You won't insist that I be there, will you?"

"Oh, Daddy, I really wanted you to come."

"I'm sorry, darling. With all your friends and the clown and everything else, I really thought you wouldn't mind."

A blue arrow points to the 'Escuchar todo' button in the bottom left corner of the player.

Idea principal: El programa resalta la idea principal del texto.

"Oh, Daddy, I really wanted you to come."

"I'm sorry, darling. With all your friends and the clown and everything else, I really thought you wouldn't mind."

Idea principal

Palabras Claves: El sistema señala cuáles son las palabras claves de esa lectura, es decir, las que necesitas saber lo que significan para poder entender el significado del texto.

The only **problem** was Jenny's father. He was usually such fun. He always liked to joke around, to pull people's legs, and to make everyone laugh. But he had told Jenny the other night that he wouldn't be able to come to the party. She was very **disappointed**. "I really have to do some work this weekend," he said. "You won't insist that I be there, will you?"

"Oh, Daddy, I really wanted you to come."

"I'm sorry, darling. With all your friends and the clown and everything else, I really thought you wouldn't mind."

Nevertheless, Jenny was angry. She knew that her father was often absent-minded, but surely he knew how important it was to her that he be at her birthday celebration.

However, when her **friends** began to arrive, Jenny stopped feeling upset and started to

Palabras claves

Palabras de Referencia: Señala aquellas palabras que se refieren entre sí. Por ejemplo, en las oraciones: "Jonny is eating a sandwich. It is very tasty." La palabra "It" se refiere al "sandwich"

"Oh, Daddy, I really wanted you to come."

"I'm sorry, darling. With all your friends and the clown and everything else, I really thought you wouldn't mind."

Nevertheless, Jenny was angry. She knew that her father was often absent-minded, but surely he knew how important it was to her that he be at her birthday celebration.

However, when her friends began to arrive, Jenny stopped feeling upset and started to

Palabras de referencia


"Oh, Daddy, I really wanted you to come."

"I'm sorry, darling. With all your friends and the clown and everything else, I really thought you wouldn't mind."

Nevertheless, Jenny was angry. She knew that her father was often absent-minded, but surely he knew how important it was to her that he be at her birthday celebration.

However, when her friends began to arrive, Jenny found herself feeling upset and started to

Imprimir




También puedes **Imprimir** el artículo que estás leyendo, en caso de que quieras repasarlo sin necesidad de estar al frente del computador.

El objetivo de las explicaciones de gramática es entender la estructura de cada unidad. Aquí encuentras las siguientes opciones:

- ✓ Leer el texto en su totalidad.
- ✓ Escuchar el diálogo.
- ✓ Ver la explicación gramatical del fragmento que selecciones.


Unit 1: Relationships | Subjunctive Mood: Review

1. Explora 2 3



- My parents asked that we visit them this Saturday.
- I can't. My boss requested that I come in to the office on Saturday.
- Oh, no! Is it absolutely essential that you go?
... finish the project before Monday's deadline.

Ver explicación de gramática



00:00 / 00:15

También puedes **IMPRIMIR** el texto dando clic en el ícono de impresora que aparece en la parte inferior del diálogo.

Al estudiar el vocabulario de cada unidad refuerzas las palabras más importantes que estudiaste en esa unidad. Aquí puedes:

- ✓ Ver la lista de palabras que se trabajan en la unidad.
- ✓ Conocer la definición de la palabra.
- ✓ Ver cómo se usa dicha palabra dentro de un ejemplo.
- ✓ Distinguir si se trata de un sustantivo, un verbo, un adjetivo o adverbio.

Unit 1: Relationships | Relationships 3

1. Explora 2 3

absent-minded
barely
can't stand
close relationship
fortunately
giggle
had it with
insist
it's essential
it's high time
leave the nest

fortunately
adverb




luckily

I missed my flight, but fortunately, I was able to get on the next one.



También puedes escuchar y grabar la palabra, así como escuchar la palabra dentro de un contexto y grabarte. Eso lo haces seleccionando la opción de Escuchar o Grabar, que aparecen al lado derecho de la pantalla.

fortunately
adverb



luckily

I missed my flight, but fortunately, I was able to get on the next one.



Como te das cuenta, en la sección **EXPLORA** tienes muchas opciones que te ayudan a comprender mejor el tema de la unidad... Así que ¡úsalas, son para tu beneficio!